

Elevating Containerization a Dive into Buildah

ANDREW DENNER

ST LOUIS LINUX USERS GROUP

AUGUST 2024



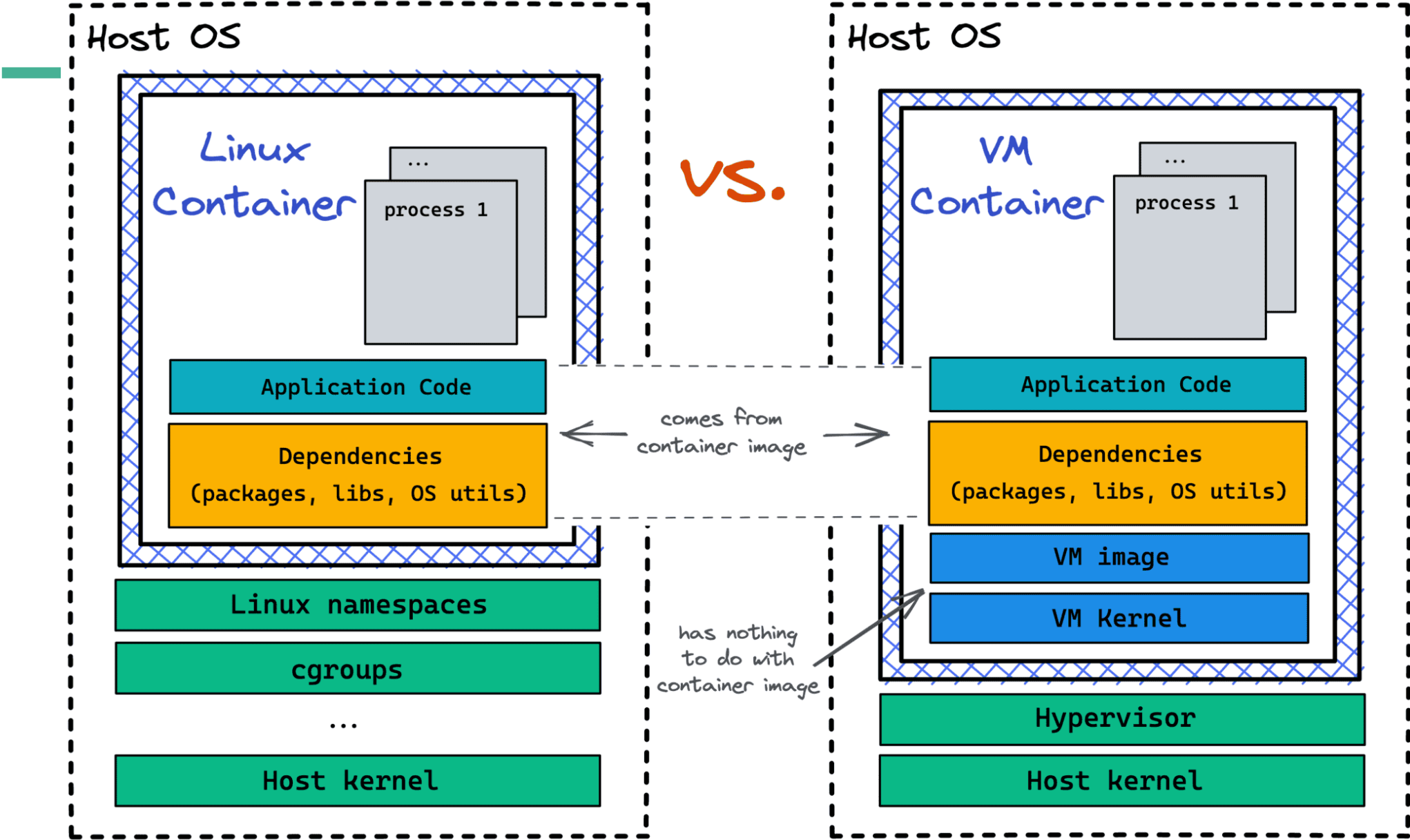
Intro

- Containerization, a brief intro
- Docker, a refresher
- The Open Container Initiative
- Podman
- Buildah

A brief intro to containerization

- Encapsulating application code, files, libraries and environment
- All it needs to run independent of the underlying infrastructure
- Runs all places





A Brief intro to Containerization

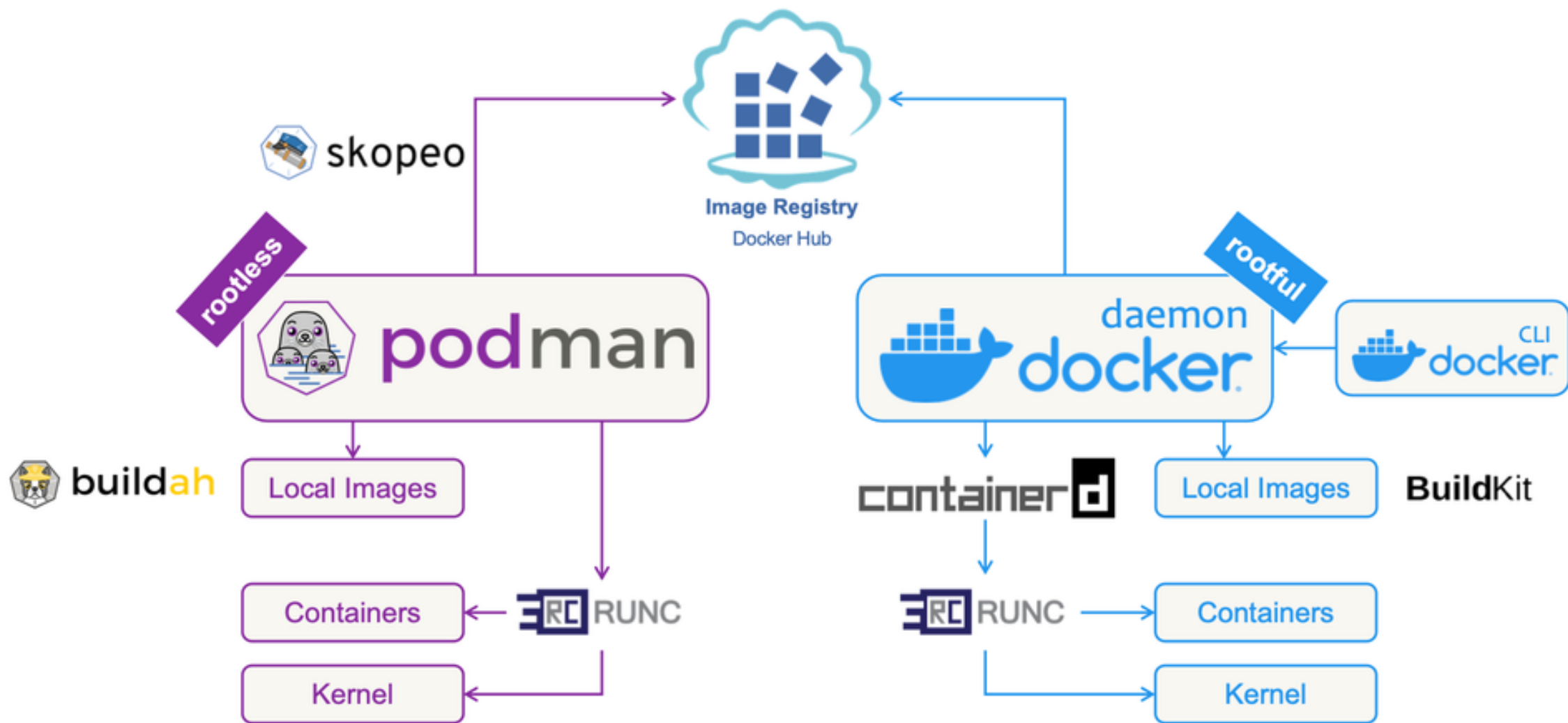
- Benefits:
 - Portability
 - Scalability
 - Fault tolerance
 - Agility
- Use Cases
 - Cloud migration
 - Microservices
 - Portability





A brief intro to containerization


- Docker
- OCI
- Kubernetes
- Podman



Podman

- Rootless by default (can run with sudo)
- No Running daemon
- Truly free
- Docker compatible
- Systemd scheduleable as well
- K8s compatability

podman in Action



Buildah



buildah


- create a working container, either from scratch or using an image as a starting point
- create an image, either from a working container or via the instructions in a Dockerfile
- images can be built in either the OCI image format or the traditional upstream docker image format
- mount a working container's root filesystem for manipulation
- unmount a working container's root filesystem
- use the updated contents of a container's root filesystem as a filesystem layer to create a new image
- delete a working container or an image
- rename a local container




Understanding Buildah

- Purpose
- OCI
- Advantage
- Commands:
 - Buildah from
 - Buildah add
 - Buildah commit

Buildah in Action





Comparing Buildah and Docker

- Lightweight
- Single purpose
- Compatibility with OCI image spec
- Command line and no dæmon

Common issues and concerns

- Image compatibility
- Command syntax
- Road less traveled



Brief review

- Where we have been
- Future





Questions?

